
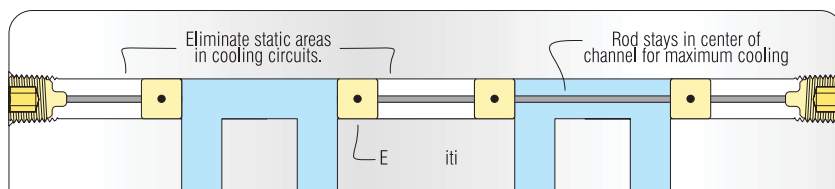


PIPE PLUG DIVERTERS

Pipe plug is pre-assembled to locating rod and swivels for positive installation and removal.



CATALOG NUMBER	PIPE SIZE	L	ROD DIA.	DIVERTER NUMBER
DR-125	1/8	12	3/32	D-125
DR-250	1/4	18	1/8	D-250
DR-375	3/8	18	1/8	D-375
DR-500	1/2	24	3/16	D-500
DR-750	3/4	24	3/16	D-750



- No special tools needed.
- Simply lock diverters in position on the stainless rod, and install into the cooling chamber.
- Rod stays in the center of the cooling channel, allowing maximum heat transfer to coolant.
- Choose the pipe size and length from the chart. Then choose diverter. Longer length diverter rods are available.

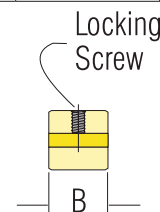


DIVERTERS



CATALOG NUMBER	PIPE SIZE	O.D. (-.005)	B	FITS ROD DIA.
D-125	1/8	0.340	3/8	3/32
D-250	1/4	0.432	7/16	1/8
D-375	3/8	0.557	1/2	1/8
D-500	1/2	0.682	3/4	3/16
D-750	3/4	0.932	3/4	3/16

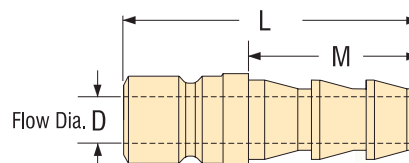
- Locking screw included.
- Custom sizes available.
- Order in any quantity.



COMBINATION HOSE INSERTS

Eliminates multiple fittings and assembly. Put a Combination Hose Insert on one end of a hose, and a coupler on the other. Hoses may then be snapped together in series.

- All flow diameters are maximized to reduce restrictions.
- For use with Push-Lok or standard hose.



200 SERIES

CATALOG NUMBER	HOSE I.D.	D	M	L
CH200-4	1/4	3/16	7/8	1-3/8
CH200-5	5/16	1/4	7/8	1-3/8
CH200-6	3/8	1/4	1-1/16	1-9/16
CH200-8	1/2	1/4	1-1/16	1-9/16

300 SERIES

CATALOG NUMBER	HOSE I.D.	D	M	L
CH300-4	1/4	3/16	7/8	1-13/16
CH300-5	5/16	1/4	7/8	1-13/16
CH300-6	3/8	9/32	1-1/16	1-13/16
CH300-8	1/2	11/32	1-1/16	1-13/16

500 SERIES

CATALOG NUMBER	HOSE I.D.	D	M	L
CH500-8	1/2	13/32	1-1/16	2"
CH500-12	3/4	9/16	1-1/2	2-1/2